



## Vendor Encryption Tool User Guide

## License Agreement

---

**Note: You cannot share the product referred herein. You can not sale or resale the product referred herein.**

**IMPORTANT** - READ CAREFULLY BEFORE DOWNLOADING, INSTALLING OR COPYING TO YOUR COMPUTER ANY FILE(S) CONTAINED HEREWITH.

THE FILE(S) AND OTHER INFORMATION PROVIDED HEREWITH ARE COPYRIGHTED. BY DOWNLOADING ANY FILE PROVIDED HEREWITH TO YOUR COMPUTER, YOU ARE ACCEPTING AND AGREEING TO THE TERMS OF THIS LICENSE AGREEMENT. IF YOU ARE NOT WILLING TO BE BOUND BY THE TERMS OF THIS LICENSE AGREEMENT, PRIOR TO DOWNLOADING OR COPYING ANY FILE(S) TO YOUR COMPUTER, YOU MUST DECLINE ACCESS TO SUCH MATERIALS.

**1. GRANT OF LICENSE:** Subject to the provisions contained herein and to the payment of all applicable fees, the Innovative Matrix Softech Private Limited grants you a non-exclusive, non-transferable license to the materials contained herewith (the "Product"). Your licensed rights to the Product are limited to the following:

(a) This License Agreement does not convey to you an interest in or to the Product, but only a limited right of use revocable in accordance with the terms of this License Agreement.

(b) You may install one copy of the Product on, and permit access to it by, a single computer owned, leased or otherwise controlled by you. In the event that computer becomes dysfunctional, such that you are unable to access the Product, you may transfer the Product to another computer, provided that the Product is removed from the computer from which it is transferred and the use of the Product on the replacement computer otherwise complies with the terms of this Agreement. Neither concurrent use on two or more computers nor use in a local area network or other network is permitted. You shall not print, merge, adapt, translate, modify, rent, lease, sell, sublicense, assign or otherwise transfer any of the Product, or remove any proprietary notice or label appearing on any of the Product. You may copy the Product only for backup purposes.

(c) You acknowledge and agree that the Product is proprietary to the Copyright holder, INNOVATIVE MATRIX SOFTECH PRIVATE LIMITED, and is protected under Indian copyright law and international copyright treaties. You further acknowledge and agree that all rights, title and interest in and to the Product, including all intellectual property rights, are and shall remain with Innovative Matrix Softech Private Limited.

(d) You shall provide INNOVATIVE MATRIX SOFTECH PRIVATE LIMITED or any designee of INNOVATIVE MATRIX SOFTECH PRIVATE LIMITED with all information necessary to assure compliance with the terms of this Agreement. In the event you are not in compliance with the terms of this Agreement through the actions of unrelated third parties, you shall use your best efforts to cooperate with INNOVATIVE MATRIX SOFTECH PRIVATE LIMITED and any of its designees to assure compliance.

**2. LIMITED WARRANTY:**

(a) INNOVATIVE MATRIX SOFTECH PRIVATE LIMITED warrants for your benefit alone that, unless disclosed in the Product to the contrary, INNOVATIVE MATRIX SOFTECH PRIVATE LIMITED can license the Product and all copyright and trademarks related thereto or therein.

(b) THE EXPRESS WARRANTIES SET FORTH IN THIS SECTION 2 CONSTITUTE THE ONLY WARRANTIES WITH RESPECT TO THE PRODUCT AND INNOVATIVE MATRIX SOFTECH PRIVATE LIMITED MAKES NO OTHER REPRESENTATION OR WARRANTY OR CONDITION OF ANY KIND, WHETHER EXPRESS OR IMPLIED (EITHER IN FACT OR BY OPERATION OF LAW) WITH RESPECT TO ANY OF THE PRODUCT, INCLUDING, WITHOUT LIMITATION, WITH RESPECT TO THE SUFFICIENCY, ACCURACY OR UTILIZATION OF, OR ANY INFORMATION OR OPINION CONTAINED OR REFLECTED IN, ANY OF THE PRODUCT. INNOVATIVE MATRIX SOFTECH PRIVATE LIMITED EXPRESSLY DISCLAIMS ALL WARRANTIES OR CONDITIONS OF MERCHANTABILITY OR FITNESS FOR A PARTICULAR PURPOSE. NO OFFICER, DIRECTOR, EMPLOYEE, MEMBER, AGENT, REPRESENTATIVE OR PUBLISHER OF THE COPYRIGHT HOLDER IS AUTHORIZED TO MAKE ANY MODIFICATION, EXTENSION, OR ADDITION TO THIS LIMITED WARRANTY.

**3. INDEMNIFICATION:** INNOVATIVE MATRIX SOFTECH PRIVATE LIMITED, any agent, representative, publisher or distributor of the Product, or any of their respective directors, officers, employees, agents, representatives or members (the "INNOVATIVE MATRIX SOFTECH PRIVATE LIMITED Indemnified Parties") shall have no liability for, and you shall defend, indemnify and hold each of the INNOVATIVE MATRIX SOFTECH PRIVATE LIMITED Indemnified Parties harmless from and against, any claim, loss, demand, liability, obligation and expenses (including reasonable attorneys' fees) based upon or arising out of any injury or damage, or any product liability claim, including but not limited to, any personal or bodily injury or property damage, arising out of, pertaining to, or resulting in any way from, the use or possession of any of the Product by you and/or any of your directors, officers, employees, representatives, agents or contractors.

#### **4. LIMITATION OF LIABILITY:**

(a) You acknowledge that each of INNOVATIVE MATRIX SOFTECH PRIVATE LIMITED's obligations and liabilities with respect to the Product are exhaustively defined in this Agreement. You are responsible for the consequences of any use of any of the Product (whether or not such use was consistent with the license granted hereunder) created therefrom. Whether or not INNOVATIVE MATRIX SOFTECH PRIVATE LIMITED has been advised of their possibility, neither INNOVATIVE MATRIX SOFTECH PRIVATE LIMITED nor any of its representatives or agents, directors, officers, employees, or members, shall be liable, whether under contract, tort (including negligence) or otherwise, for any indirect, special, punitive, incidental or consequential loss, damage, cost or expense of any kind whatsoever and howsoever caused, that may be suffered by you or any of your directors, officers, employees, agents, representatives or contractors or any third party.

(b) If at any time an allegation of infringement of any rights of any third party is made, or in INNOVATIVE MATRIX SOFTECH PRIVATE LIMITED's opinion is likely to be made, with respect to any of the Product, INNOVATIVE MATRIX SOFTECH PRIVATE LIMITED may, at its option and at its own expense (i) obtain for you the right to continue using the Product, (ii) modify or replace the Product or any portion thereof so as to avoid any such claim of infringements, or (iii) refund to you the License Fee. INNOVATIVE MATRIX SOFTECH PRIVATE LIMITED shall have no liability to you if any claim of infringement would have been avoided except for your refusal to use any modified or replacement Product supplied or offered to be supplied pursuant to this Section 4(b) or to otherwise cease using the Product. Notwithstanding anything contained in this Agreement, and except as set forth in Section 4(b) hereof, INNOVATIVE MATRIX SOFTECH PRIVATE LIMITED's liability to you for

damages pursuant to this Section 4(b), if any, shall not exceed the amounts of the License Fee paid by you for the Product subject to any such claim.

(c) Section 4(b) state the entire liability of INNOVATIVE MATRIX SOFTECH PRIVATE LIMITED with respect to the infringement or alleged infringement of any third party rights of any kind whatsoever by any of the Product.

**5. TERMINATION:** This Agreement may be terminated immediately by INNOVATIVE MATRIX SOFTECH PRIVATE LIMITED upon breach of any provision of this Agreement by you. Upon any termination of this Agreement, you shall immediately discontinue the use of the Product and shall within ten (10) days either return file(s) on diskette(s), if any, to INNOVATIVE MATRIX SOFTECH PRIVATE LIMITED or certify in writing to INNOVATIVE MATRIX SOFTECH PRIVATE LIMITED that the Product has been deleted from your computer and is eliminated from your premises.

**6. GOVERNING LAW; ATTORNEY'S FEES:** This Agreement shall be governed by the laws of the Republic of India without reference to its conflict of laws provisions and you further consent to jurisdiction by the state and federal courts sitting in the state of Andhra Pradesh, India.

**7. MISCELLANEOUS:** This Agreement constitutes the complete and exclusive agreement between INNOVATIVE MATRIX SOFTECH PRIVATE LIMITED and you with respect to the subject matter hereof, and supersedes all prior oral or written understandings, communications or agreements not specifically incorporated herein. This Agreement may not be modified except in writing duly signed by an authorized representative of INNOVATIVE MATRIX SOFTECH PRIVATE LIMITED and you. If any provision of this Agreement is held to be unenforceable for any reason, such provision shall be reformed only to the extent necessary to make it enforceable, and such decision shall not affect the enforceability (i) of such provision under other circumstances, or (ii) of the remaining provisions hereof under all circumstances. Headings shall not be considered in interpreting the Agreement.

**8. EXPORT:** You can not load or export or re-export any of the Product or any underlying information or technology without prior consent from the Innovative Matrix Softech Private Limited. You may not load or export or re-export any of the Product or any underlying information or technology except in full compliance with all applicable laws of republic of India and other applicable laws and regulations.

9. By agreeing to this license agreement, you also agree to general terms and conditions given on our website [www.iso helpline.com](http://www.iso helpline.com) (either on home page or product related pages)

**BY ACCESSING THE PRODUCT, YOU ACKNOWLEDGE THAT YOU HAVE READ THE TERMS OF THIS LICENSE AGREEMENT AND AGREE TO BE BOUND BY ITS TERMS.**

## Contents

	Page no.
1. License	2
2. Contents	5
3. General	6
4. Steps for Installation	7
a. Install T-Safe Vendor Tools	7
b. Install Driver	8
5. Starting T-Safe Vendor Tool	10
6. Using T-Safe Vendor Tool	11
a. Select T-Safe Edius Project *	12
b. Start T-Safe Encryption	13
c. Stop T-Safe Encryption	14
7. Other Menu Items	15
a. T-Safe Driver Status	16
b. Check Settings	17
c. Exit	18
8. Known Issues	19
9. Contact	20

\* Menu for other video editing software will be similar. Images provided on appropriate pages.

## **1. General**

**T-Safe** Vendor Encryption Tool program allows you to:

Encrypt files by simply moving / copying them to a designated folder

**Using T-Safe** dongle update program you can create the dongles in desired sets.

**T-Safe** uses combination of three keys to protect files. Two keys are stored inside the dongle while one key is user selectable from 10 keys.

## 2. Steps for Installation

- a. Install T-Safe Vendor Tools
- b. Install Driver

### a. Install T-Safe Vendor Tool:

Double click on the “**T-Safe\_Vendor\_Tools\_Setup.exe**” to run the installer. Do as directed by the installer to copy the T-Safe Vendor Encryption Tool executable file along with its supportive files to your system.

You can also change the default folder location for saving these files.

The installer will create a desktop T-Safe Vendor Encryption Tool shortcut as well as start menu shortcut.

If required system will ask you to restart your computer.

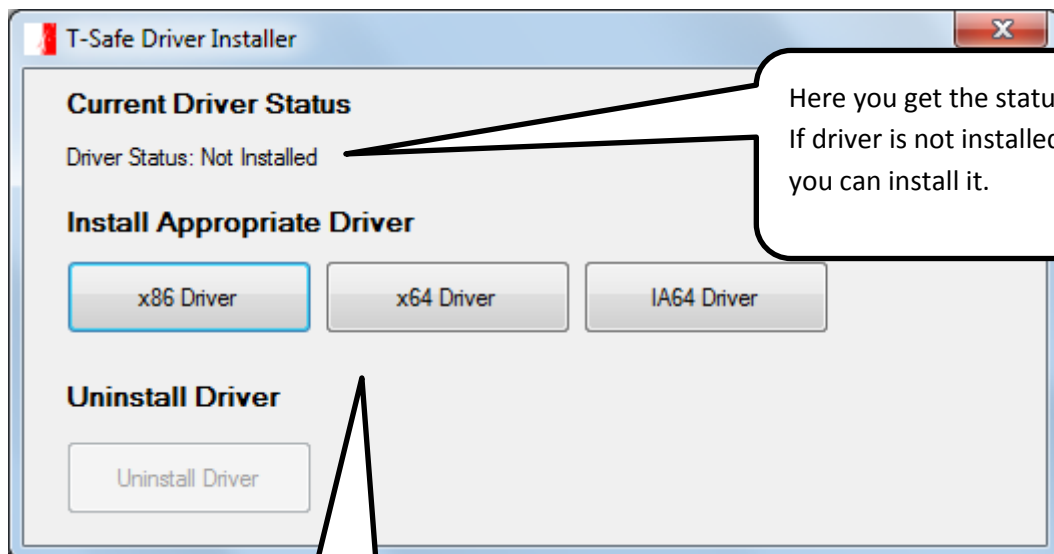
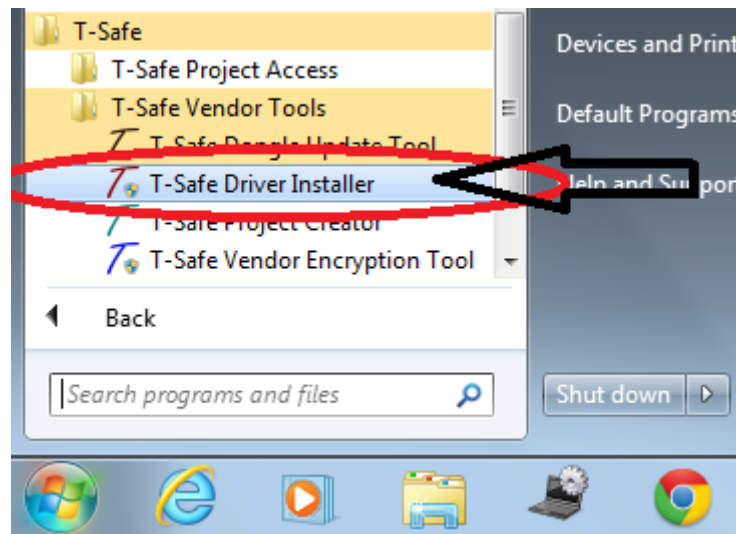
You must close and uninstall previous version before upgrading to a new version.

The first step to resolve the problem is:

- Uninstall the driver
- Restart computer
- Install Driver
- Restart computer [even if not asked to do so]
- Start T-Safe Vendor Encryption Tool [it should start if default installation is not changed].

**b. Install Driver**

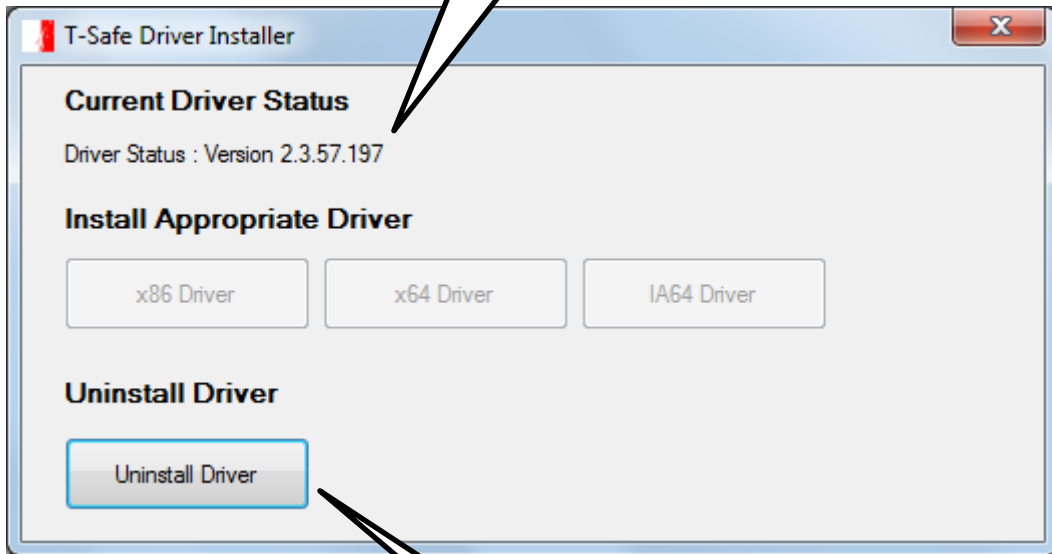
Click on “**Start >> All Programs >> T-Safe >> T-Safe Vendor Tools >> T-Safe Driver Installer**”



Select the appropriate version of the driver according to your system



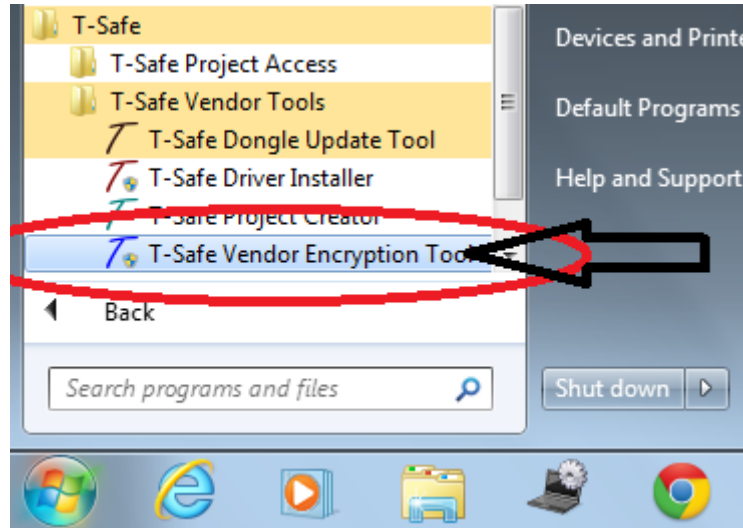
Here you get the status.  
If driver is installed, you  
can uninstall it.



Click "Uninstall Driver" if  
you want to remove the  
driver

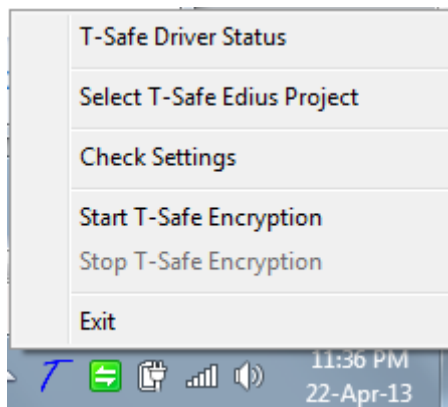
### 3. Starting T-Safe Vendor Tool

To run the **T-Safe Vendor Encryption Tool**, first attach the T-Safe Key [Dongle]



A T-Safe Vendor Encryption Tool icon will appear on the task bar.

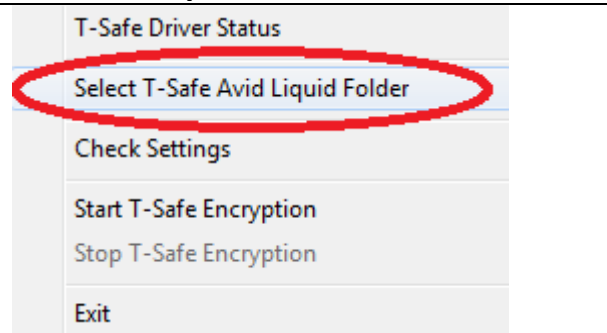
Right click the T-Safe Vendor Encryption Tool icon in the task bar to open the menu list.



## 4. Using T-Safe Vendor Tools

- a. Select T-Safe Edius Project \*
- b. Start T-Safe Encryption
  - Copy - Paste all supporting file one-by-one in the folder [where tsafe project file is located.
  - Wait for few seconds for each file to get copied.
  - Do not copy all files at once.
- c. Stop T-Safe Encryption

You can stop T-Safe Encryption and keep the program running without affecting any other program or service

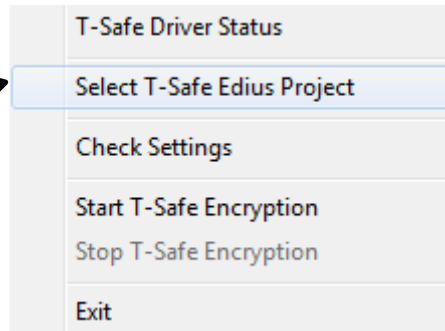
For Edius *	For Adobe Premiere Pro *
 <p>T-Safe Driver Status</p> <p>Select T-Safe Edius Project</p> <p>Check Settings</p> <p>Start T-Safe Encryption</p> <p>Stop T-Safe Encryption</p> <p>Exit</p>	 <p>T-Safe Driver Status</p> <p>Select T-Safe Adobe Premiere Pro Project</p> <p>Check Settings</p> <p>Start T-Safe Encryption</p> <p>Stop T-Safe Encryption</p> <p>Exit</p>
For Pinnacle *	For Avid Liquid *
 <p>T-Safe Driver Status</p> <p>Select T-Safe Pinnacle Studio Project</p> <p>Check Settings</p> <p>Start T-Safe Encryption</p> <p>Stop T-Safe Encryption</p> <p>Exit</p>	 <p>T-Safe Driver Status</p> <p>Select T-Safe Avid Liquid Folder</p> <p>Check Settings</p> <p>Start T-Safe Encryption</p> <p>Stop T-Safe Encryption</p> <p>Exit</p>

\* Menu is changed as per respective Video Editing Software

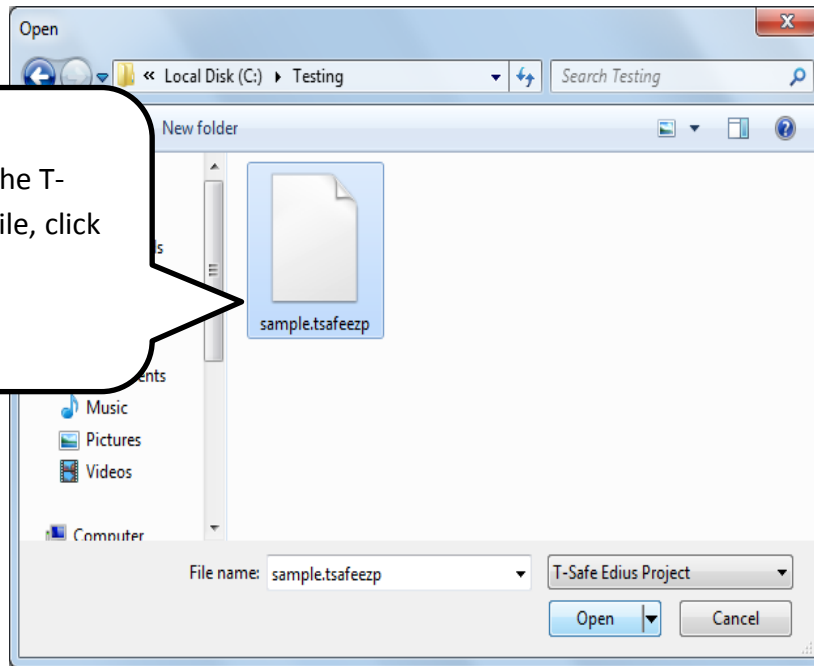
**a. Select T-Safe Edius Project**

Click “Select T-Safe Edius Project”, Browse and select the T-Safe Project File. After the T-Safe Encryption is started all the content copied or saved into the folder containing T-Safe project file will be encrypted.

Click “Select T-Safe Edius Project”.



Browse and select the T-Safe Edius Project File, click on **Open**.

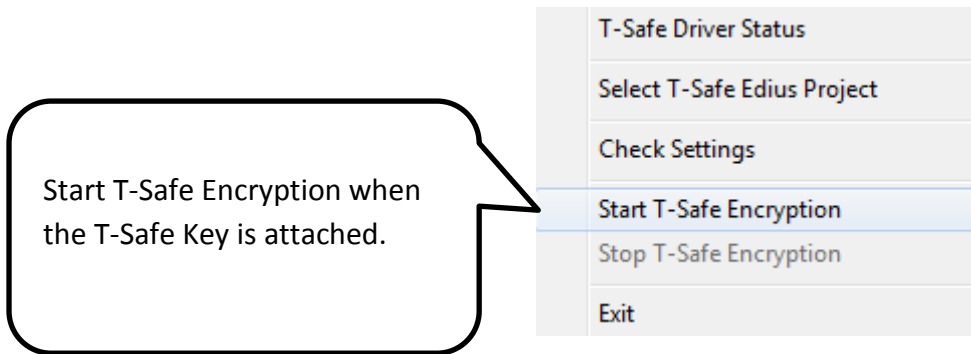


**File Extensions:**

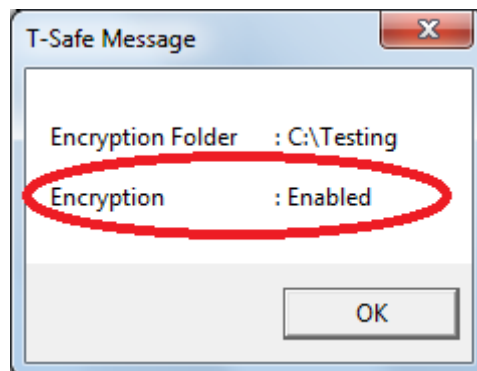
- a. For Edius [\*.tsafeezp]
- b. For Adobe Premiere pro [\*.tsafeproj]
- c. For Pinnacle Studio [\*.tsafepinnacle]
- d. For Avid Liquid [\*.tsafeavid]

**b. Start T-Safe Encryption**

Insert the T-Safe Key, click on Start T-Safe Encryption. After the T-Safe Encryption is started the files which are copied or saved to the T-Safe project file containing folder are encrypted and can only be open by T-Safe Access Tool with the particular T-Safe Key.



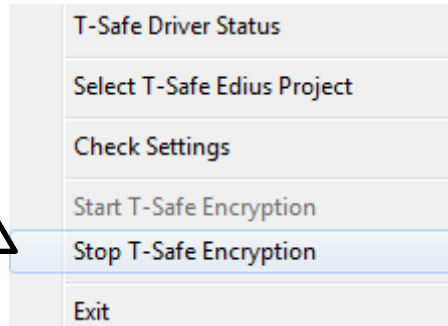
As you start T-Safe Encryption, a similar message will appear on your screen



As the encryption is enabled, you will be able to use T-Safe Encryption.

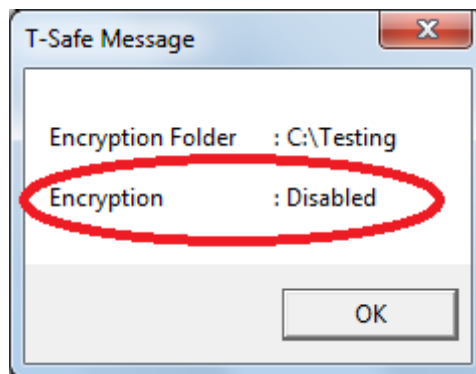
**c. Stop T-Safe Encryption**

In order to stop the T-Safe Encryption, click on “Stop T-Safe Encryption”. Once the T-Safe Encryption stops then any file copied or saved inside the folder containing the T-Safe project file will be normal file.



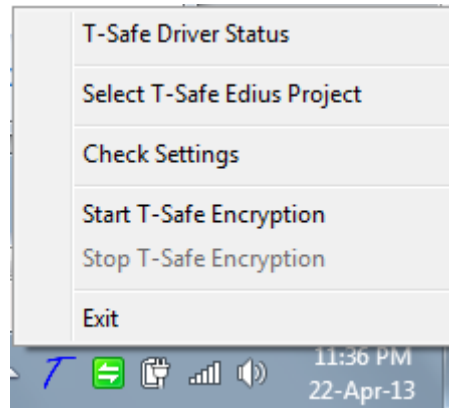
Stop T-Safe Encryption and remove the dongle.

As you stop T-Safe Encryption, a similar message will appear on your screen



## 5. Other Menu Items

As you right click on the T-Safe Vendor Encryption icon on the task bar, the following menu list will appear.



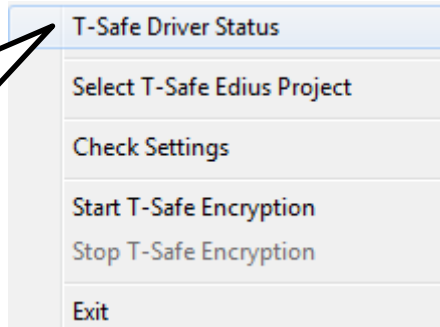
As you can see in the picture, the other elements of this menu are:

- a. T-Safe Driver Status
- b. Check Settings
- c. Exit

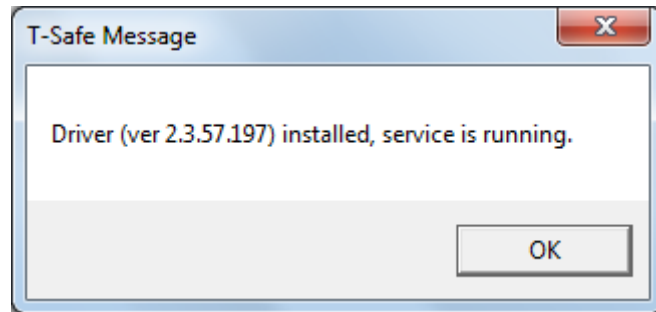
**a. T-Safe Driver Status**

It verifies whether the T-Safe driver is installed or not and gives the status about the specific driver of the T-Safe Encryption on the system.

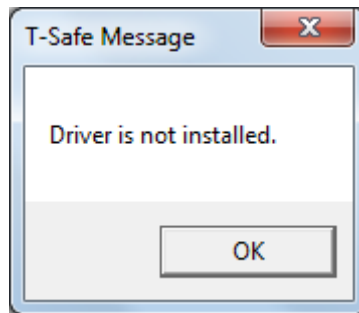
Gives the T-Safe Driver Status, i.e. shows whether the driver is installed or not



When the driver is running appropriately a similar message will appear.



This message will be shown if the driver is not installed.





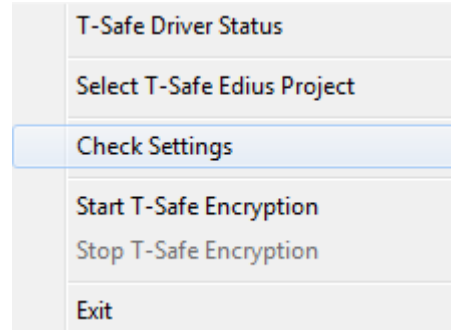
**b. Check Settings**

It gives the details of the Folder containing the T-Safe Project File i.e.

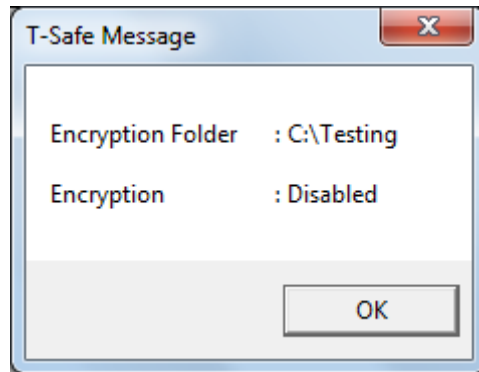
- I. Encryption Folder
- II. Encryption is *enabled* \ *disabled*

Check the settings for:

- I. Encryption Folder
- II. Encryption is *enabled* \ *disabled*

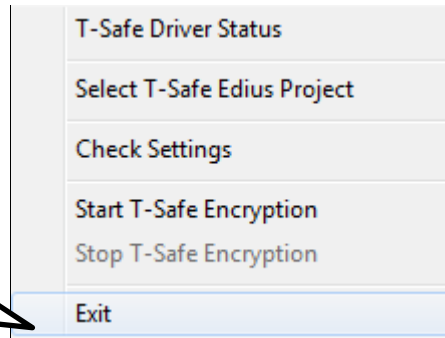


When you check settings a similar message will appear:



**c. Exit**

This will quit T-Safe Encryption.



Exit the T-Safe Encryption.

## 6. Known Issues

1. Some programs may not support encryption on save.
2. File may not get encrypted properly and hence will not open in project access tool.  
To resolve the issue, encrypt again. Even after re-encryption consider this:
  - a. For example a PDF files created as per ISO 32000-1 will encrypt and decrypt perfectly but some free tools do not follow this specification properly and hence T-Safe encryption / decryption may not work correctly.
  - b. Same logic can be applied to all other file formats
3. Some programs encrypt their specific file formats [for example EDIUS project file format .ezp]. Encrypting such formats will become double encryption and hence may not work as desired.
4. T-Safe Encryption encrypts files while saving or copying. Anti-virus software may treat this as a virus attack and may block the encryption process. It is therefore suggested to list "T-Safe Encryption" as safe in your anti-virus.
  - a. **How to do it?**  
Check documentation of your anti-virus software
  - b. Alternatively you can stop anti-virus for some time [though this is not a preferred option as it carries lot of risk]

### Warning

**You must check compatibility of T-Safe Encryption with the application and file type [file extension] you are using. It is necessary to ensure compatibility else your data may get corrupted and become irrecoverable. Read License Terms given in the beginning.**

**Contact:**

**Innovative Matrix Softech Pvt. Ltd.**

7005, 7th Floor, Emerald House,  
Sarojini Devi Road, Next to Parklane Hotel,  
Near State bank of Mysore, Paradise Circle,  
**Hyderabad / Secunderabad- 500 003**  
India

For details visit: [www.SoftwareFileProtection.com](http://www.SoftwareFileProtection.com)

**Emails:** [mail@isohelpline.com](mailto:mail@isohelpline.com), [support@isohelpline.com](mailto:support@isohelpline.com)